

# How to Use the RNA Forum

---

## Thanks For Your Help - Feedback Please

Thank you for helping us try out this forum. We hope that with your feedback we can make this forum a place for discussing topics of interest to religious naturalists. The version of the forum you will be testing has a few main categories (forums) and sub-categories (sub-forums) that you should feel free to explore. Please go ahead and create new topics in any category. Also feel free to reply to any existing topics.

**If it goes ahead the forum will be open to RNA members only.**

Please let us know what you think of the forum. Ask questions. Make comments. Make suggestions. This is how this forum will live and evolve or die.

Send your feedback to [tfindlay@mac.com](mailto:tfindlay@mac.com)

## About the Forum

This discussion forum is meant to be a place where RNA members can discuss topics of interest to them. Several main categories (forums) have been set up in order to organize discussions that fall into one or more of these categories.

### The Organizational Hierarchy

**Board** (RNA Discussion Forum)

---**Forums & Sub-forums** (categories & sub-categories set up by an administrator)

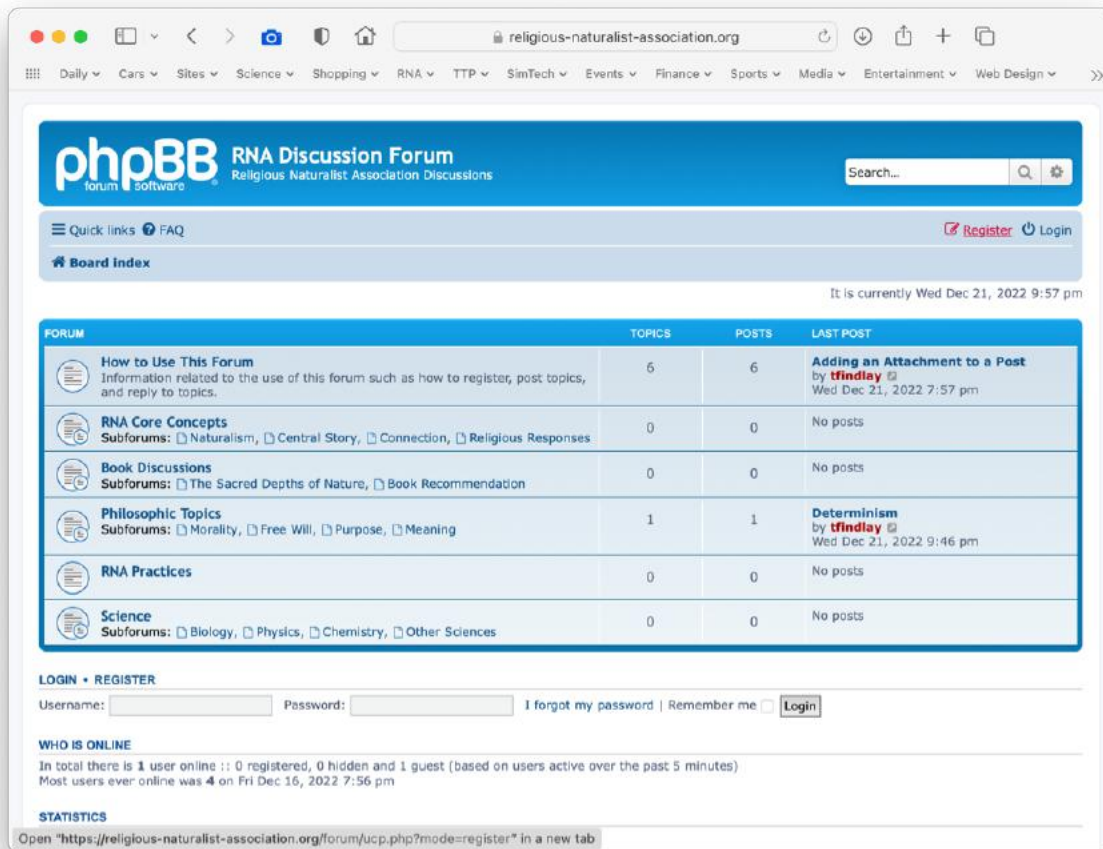
-----**Topics & Replies** (posts by members)

**Forums and Sub-forums** are broad categories and sub-categories created by the forum administrator

Members can create **topics** in appropriate categories or sub-categories. Once a topic has been created members can **reply** to them with comments, questions, suggestions, etc.

## Browsing and Registering

Go to <https://religious-naturalist-association.org/forum>. You can look around at the forums and sub-forums but you cannot post replies to them or create new topics unless you register with the forum. If you wish to register click on the Register link under the Search field.



When you submit your registration a moderator will check to see if you are a member of RNA. If you are you will then receive an email notification with a link to login to the forum. **(IMPORTANT: Emails from the forum may wind up in your Junk/Spam folder. Be sure to check this folder regularly for email from the forum)**. Once your registration is complete you will be able to login and add new topics and reply to existing topics. **Be sure to make a note of your username and password.**

## Where to Start

The first area you should visit is the "How to Use This Forum" section. When you go to this section you will see several topics about how to do things in the forum.

religious-naturalist-association.org

Daily Cars Sites Science Shopping RNA TTP SimTech Events Finance Sports Media Entertainment

(1) How to Use This Forum - RNA Discussion... RNAAnet - Google Groups AnotherHome - Religious Naturalism

**phpBB** RNA Discussion Forum  
forum software Religious Naturalist Association Discussions

Search...

Quick links FAQ ACP MCP Notifications 1 Private messages tfindlay

Board index < How to Use This Forum

### How to Use This Forum

New Topic Search this forum... Mark topics read • 6 topics • Page 1 of 1

TOPICS	REPLIES	VIEWS	LAST POST
Adding an Attachment to a Post by tfindlay » Wed Dec 21, 2022 7:57 pm	0	1	by tfindlay » Wed Dec 21, 2022 7:57 pm
Navigating in the Forum by tfindlay » Wed Dec 21, 2022 7:50 pm	0	2	by tfindlay » Wed Dec 21, 2022 7:50 pm
Questions About This Forum by tfindlay » Wed Dec 21, 2022 7:36 pm	0	2	by tfindlay » Wed Dec 21, 2022 7:36 pm
How to Reply to a Topic by tfindlay » Wed Dec 21, 2022 7:33 pm	0	4	by tfindlay » Wed Dec 21, 2022 7:33 pm
How to Post a New Topic by tfindlay » Wed Dec 21, 2022 7:27 pm	0	6	by tfindlay » Wed Dec 21, 2022 7:27 pm
How to Register by tfindlay » Wed Dec 21, 2022 6:50 pm	0	6	by tfindlay » Wed Dec 21, 2022 6:50 pm

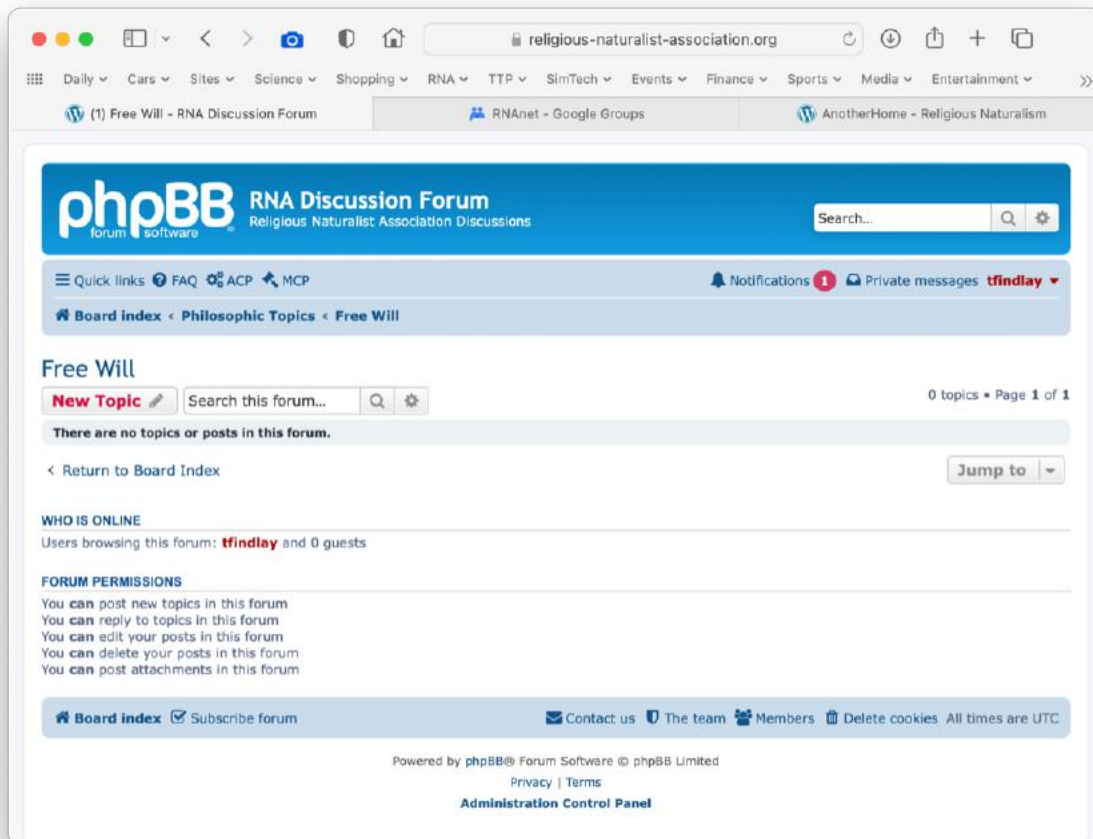
New Topic Mark topics read • 6 topics • Page 1 of 1

< Return to Board Index Jump to

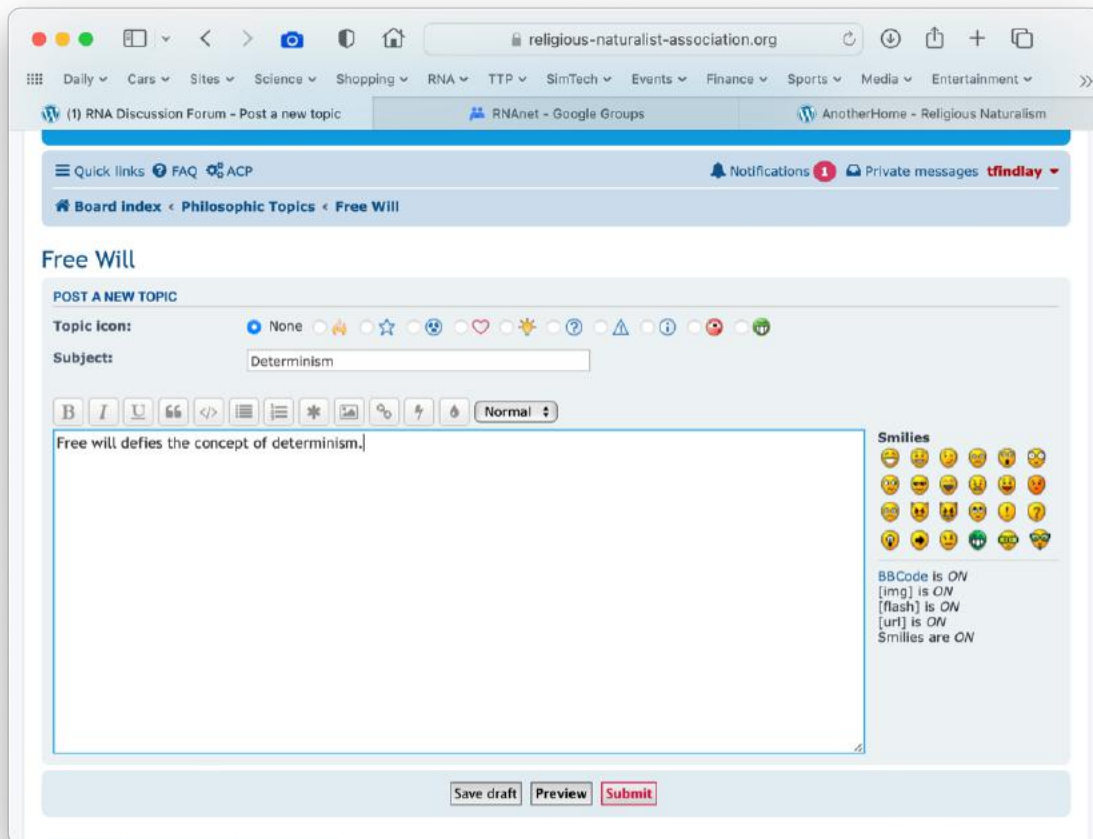
It would be a good idea to look over all of the topics here to get a general sense of how the forum works. You can return to this section anytime.

## Posting a New Topic

If you have registered and are logged in you can create a topic in any Forum (main category), Sub-forum (sub-category), or Existing Topic. To do so click the New Topic button.



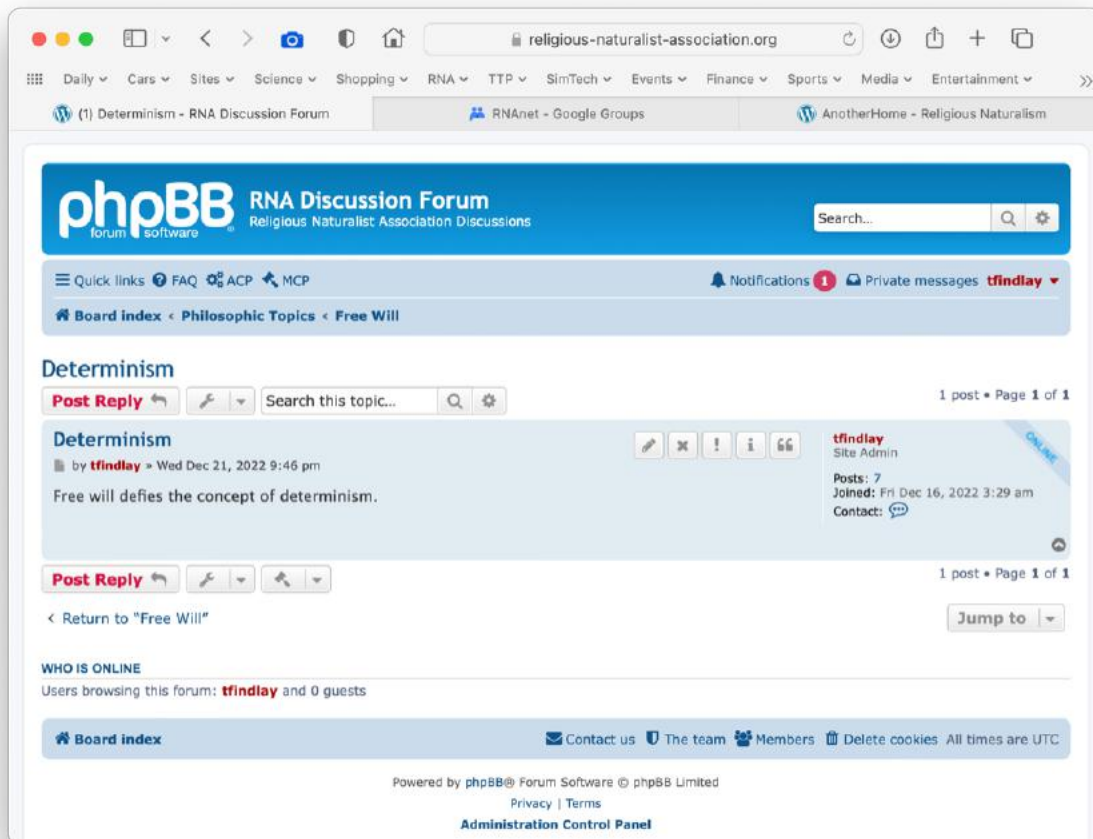
A New Topic window will open. Enter a Subject (topic name) and some content. When you are done click the Submit button. Your topic will be added to the parent category. In the example below the topic Determinism is being added to the Free Will category.



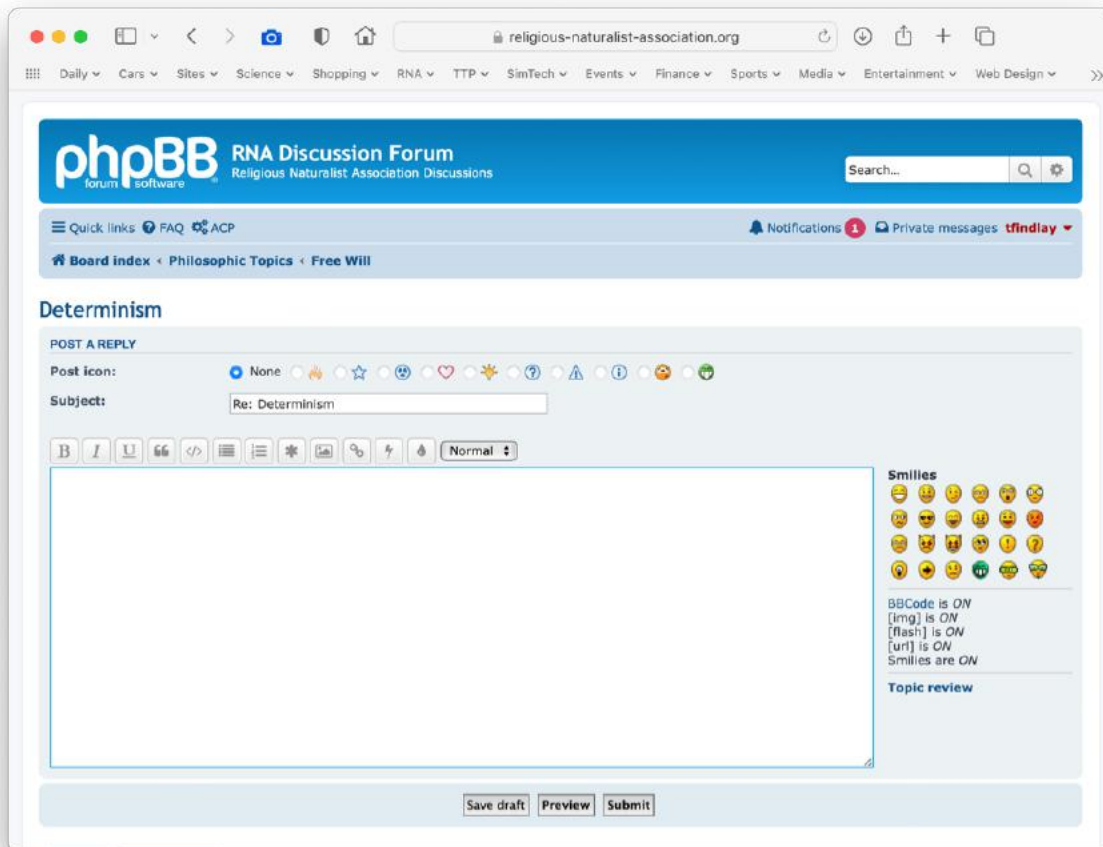
NOTE: Try to post new topics in an appropriate category.

## Replying to a Topic

If you wish to comment on a topic click the Post Reply button.



A window similar to the new topic window will appear. Enter your reply and click Submit.

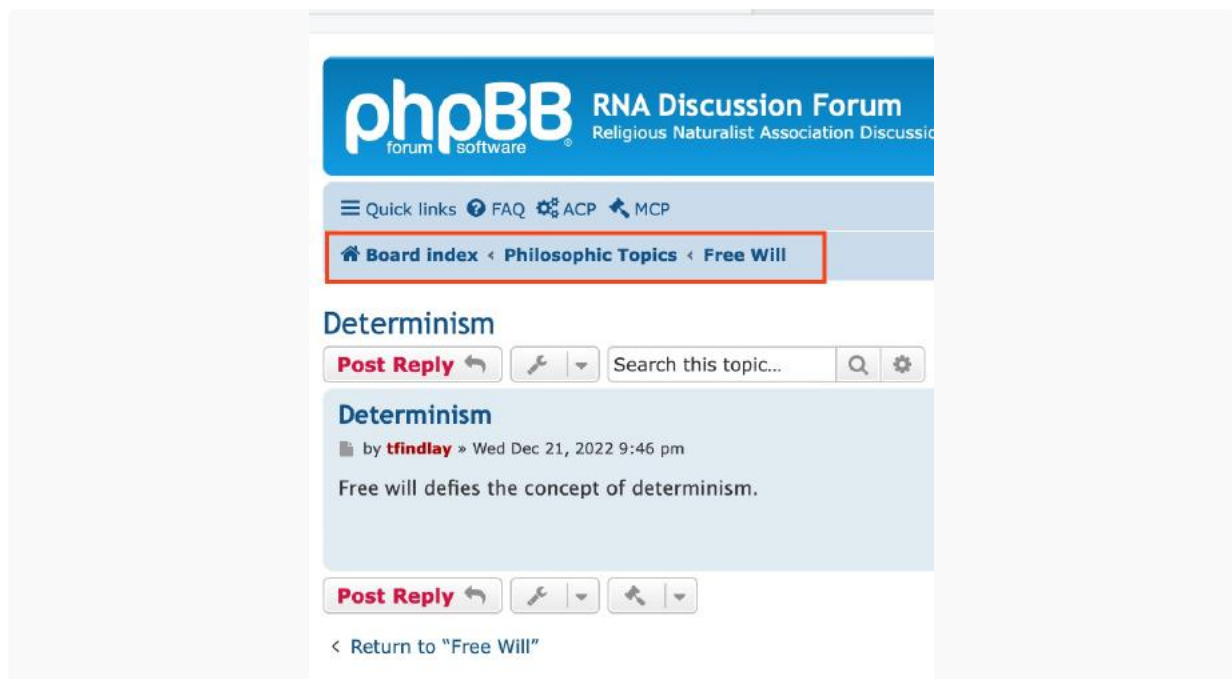


Your reply will be added to the topic. In the example above the reply will be added to the Determinism thread.


## Navigating in the Forum

Often you will want to move around in the forum. The Navigation Bar near the top of window provides one way to do this. In the example below clicking on any of the section names in the red rectangle will take you to that section of the forum. The Board Index is where you land when you first go to the forum. It is like the home page of a website.





You can also jump around using Quick Links



## Adding an Image to a Post

You can add images to your posts. To do this scroll down to the tabs under the post content area. Click on Attachments. Next, click the Add Files button and navigate to the image file on your computer. Upload the file.



EDIT POST

Topic icon:

None

Subject:

Navigating In the Forum

B

I

U

Code

Table

Quote

Link

Image

Flash

Smilies

Normal

You can use the navigation bar above near the top-left of the page to go to any of the items showing in the bar. For example to get back to the Board Index click the Board Index link.

[img][attachment=0]Screenshot 2022-12-21 at 11.43.56 AM.png[/attachment]][/img]

Smilies

BBCode is ON  
[img] is ON  
[flash] is ON  
[url] is ON  
Smilies are ON

Preview

Submit

Options

Attachments

Poll creation

If you wish to attach one or more files enter the details below. You may also attach files by dragging and dropping them in the message box.

Maximum filesize per attachment: 500 KiB.

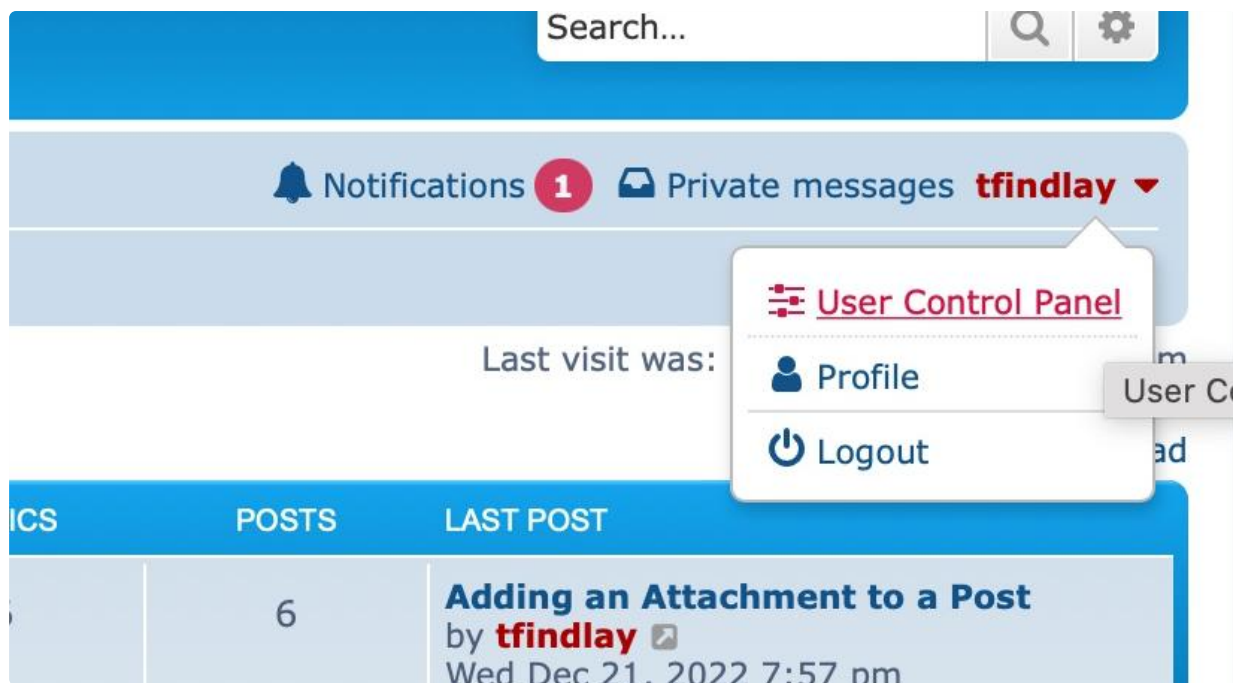
Add files

FILENAME	FILE COMMENT	SIZE	STATUS
Screenshot 2022-12-21 at 11.43.56 AM.png	<div>Place inline</div> <div>Delete file</div>	148.4 KiB	

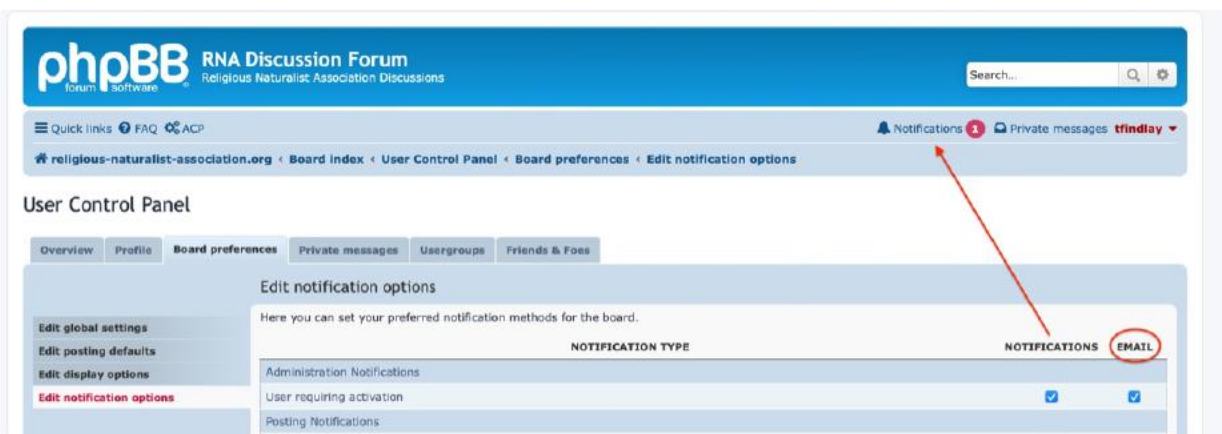
Be sure to click the Place Inline button. Some text enclosed by the image tag [img] will appear in the post content area. When you click the Submit button your post will come up with the actual image in the content area. Please try to avoid uploading huge image files. If possible resize large images so that they are a modest size.

## Email Notifications

If you have registered with the forum you will probably want to know when a topic you are interested in has had new topics added or replies made to it. By default you will receive email notifications when a topic you have posted in gets a new post. Be sure to post something in a topic from which you wish to receive email notifications.

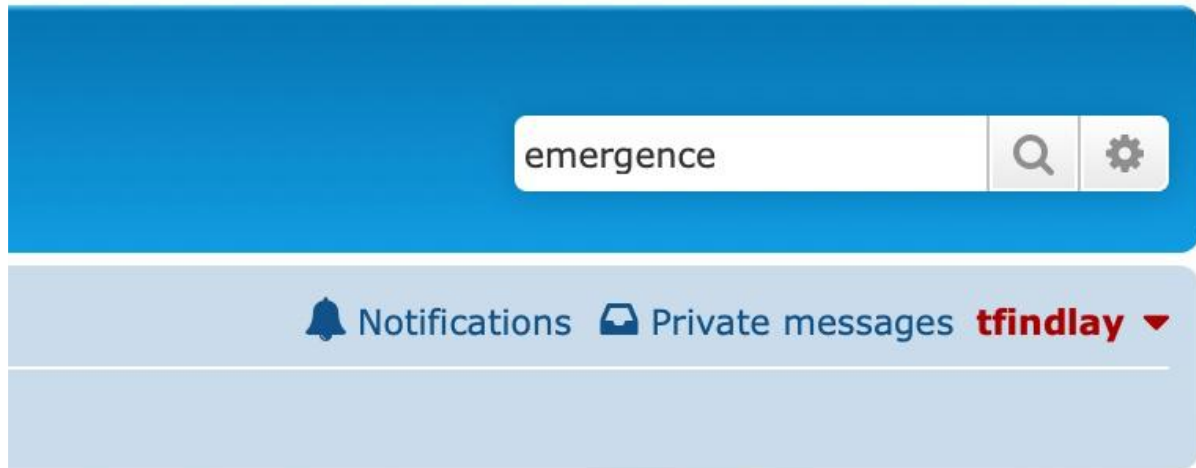


In your Control Panel click on the Board Preferences tab. Then click on Edit Notifications on the left. On the right are two column, Notifications and Email. Checking a box in the Notifications column will add notifications to the Notifications dropdown menu with the bell icon beside it. To be notified by email check the box in the Email column. **NOTE: Forum email notifications usually winds up in the Junk/Spam folder so be sure to check there regularly.**



## Searching the Forum

Looking for something? Looking through dozens of posts can be frustrating. Instead you can search the entire forum to find instances of a word or phrase. Just type your search item into the field and click the magnifying glass icon. To fine tune a search click the gear icon. **This search system is very useful and the quickest way to find what has been posted on a topic of interest.**



### Need Help?

There is an extensive and well organized help system available when you click the FAQ link. It's a good idea to just take a look at it so you will remember it's there if you need it.



### Questions?

If you have any questions about the forum go to the How to Use This Forum section and click on Questions About This Forum, click Post Reply and enter your question in the post content area. Click Submit.